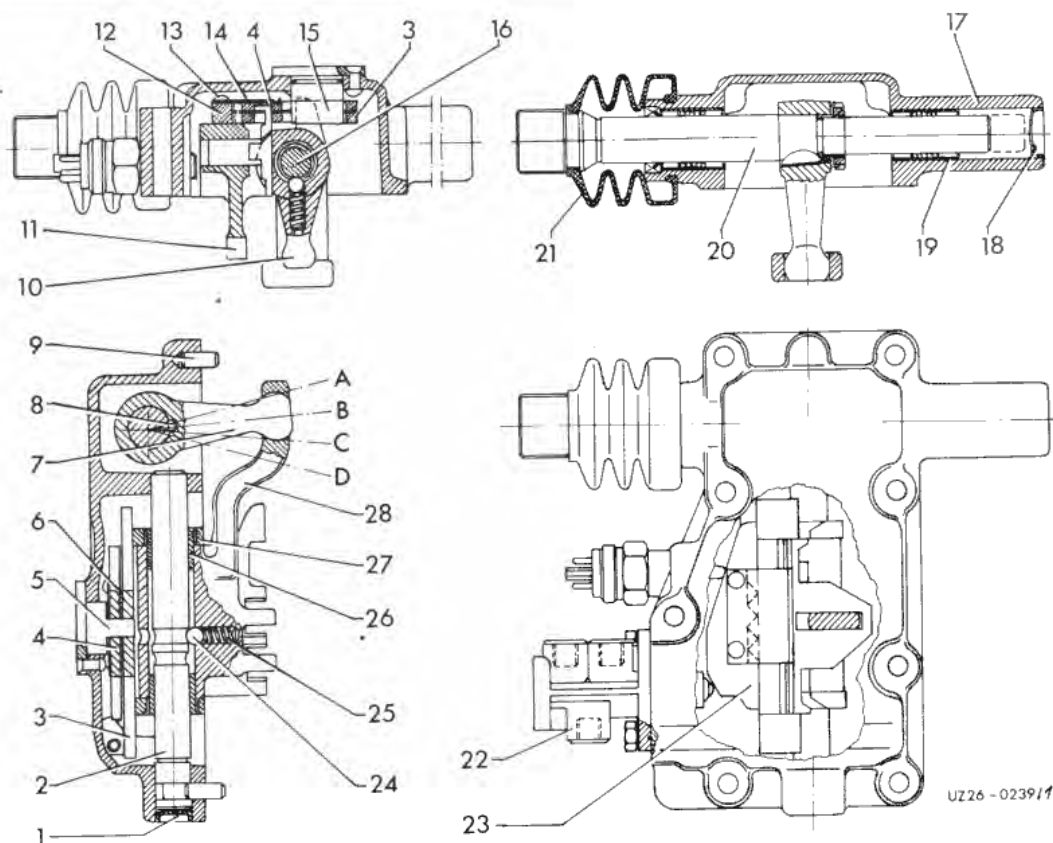


Sectional view**Shift cover**


- | | | |
|----------------------------|-----------------------------------|-----------------------|
| 1 End cover | 15 Guide flange | |
| 2 Shifter shaft | 16 Shifter shaft | |
| 3 Shift gate locking plate | 17 Gear shift cover housing | |
| 4 Shift gate locking plate | 18 End cover | |
| 5 Guide flange | 19 Bushing | |
| 6 Separating plate | 20 Selector and shift rod | |
| 7 Shift finger | 21 Pleated bellows | |
| 8 Woodruff key | 22 4/2-way valve for range change | |
| 9 Cylindrical pin | 23 Control lever lock | |
| 10 Selector finger | 24 Ball, 8 mm | |
| 11 Tappet | 25 Pressure spring | A 1st/2nd gear |
| 12 Control cam | 26 Bushing | B 3rd/4th gear |
| 13 Round-head grooved pin | 27 Control lever lock | C 5th/6th gear |
| 14 Locking spring | 28 Shift finger | D 7th/8th gear |

Expendable materials

Cons. No.	Designation	Part Number
1	Loctite 241	002 989 70 71
3	Long life grease	commercially


26G26 **Disassembly and assembly**

- 26/315 1 Clamp gear shift cover in vise.
- 26/316 2 Unscrew shifting valve for planetary gear set.
- 26/317 3 Unscrew control switch (2) for shifting gates.




UR 26-0819/1

- 26/318 4 Unscrew slotted nut in front of selector finger.



UR 26-0820/1


- 26/319 5 Remove selector and shifting rod.



UR 26-0834


- 26/320 6 Remove fitted pins and disassemble shifting rod.

- 26/321 7 Remove shifting finger.



UR 26-0835/1


26/322 **8** Remove bushings in shifting finger.



UR26-0823/1

26/323 **9** Remove bushings for selector and shifting rod.

01/25 **10** Clean all parts, check, exchange as required.




UR 26-0351/1

26/324 **11** Assembly is in the same manner, in reverse sequence. The following parts must be inserted with locking agent no. 1:

- End covers on shifter shafts
- Contact switch (1) for shift gate indicator
- Screw fitting on 3/2-way valve (2)

Coat shaft seal for the shifter shaft with long-term grease no. 3.



UG26-1438/2