






















Light	Symbol		Light	Symbol	
Light		001	Instrument panel illumination, medium		021
Dipped beam		002	Interior light, bright		022
Main beam		003	Interior light, weak		023
Additional main beam		004	Interior light, bright		024
Fog light		005	Light off		025
Work light front		006	Map light		026
Work light rear		007	Map light		027
Position light		009	Driving compartment lighting		028
Side light		010	Passenger-side lighting		029
Position light 1		011	Boot lighting		030
Rear fog light		012	Main light		031
Indicator		014	Room lamps		032
Warning light		015	Worklighting 1		033
Warning light		016	Worklighting 2		034
Front flasher		017	Table light		035
Cargo area illumination		018	Night light		036
Instrument panel illumination		019	Rotating beacon 1		037
Instrument panel illumination, bright		020	Rotating beacon 2		038

Light	Symbol		Light	Symbol	
Light switch 1		039	RFS		220
Light switch 2		040	UFB		221
Bulb test		226	Rod-type light		223
Light pole			Rear fog light on/off		229
Bulb			Worklighting top		234
Stairs			Fog light off		260
Rotating beacon		205	Adjustment work light		265
Light pole		208	Wall illumination		325
Tool room		209	Headlights up		334
Rear warning unit		210	Headlights down		335
RKL driver cab		212	Boom light		342
Rotating beacon 3		213	Driver light		358
Signal		214	Light sleeping compartment		377
Front flasher		215	Stair light		402
Front flasher		216	Engine bay illumination		425
Rear flasher		217	Light loading compartment external		430
Rear flasher		218	Light loading		431
VWA		219	Beacon, night-ramp-down		434

Light			Brake system		
Light	Symbol		Symbol		
Trolley Lighting		445	Parking brake		086
Flashing beacon		447	Brake malfunction		087
Rotating beacon		448	Hand brake		088
Repeated Drivelights		449	Brake lining		089
Ambient lighting off		455	Oil pressure		090
Front Flasher off		464	ASR		091
Pantograph Reflector		472	Retarder		227
			Engine Brake	ENGINE BRAKE	228
			Retarder 2		272
			Retarder 1		313
			ABS		314
			Brake		316
			Disable ASR	9XT 714 300-491 	green 332
			Retarder switched off		355
			Reverse Interlock		456
			automatic bus stop brake off		487



Sight	Symbol		Inside	Symbol	
Windscreen wiper		170	Lifting roof		138
Windscreen wiper/wash		171	Central locking system		149
Windscreen wash		172	Window lift		150
Wiping intervall switch		173	Window lift		151
Rear windowwiper		174	Window lift		152
Heated rear window		175	Sun roof		153
Heated outside mirror		176	Air conditioning		154
Windscreen defrosting		177	Fan, fast		155
Heckscheibenheizung		178	Fan, slow		156
Defroster		179	Fan, fast/slow		157
Heated door window		230	Fan, speed adjustment		158
Defroster stage 1		257	Fan		159
Defroster stage 2		258	Fresh air		160
Windscreen wash		280	Air filter		161
Wiping intervall		281	Roof fan		162
Heated window		293	Activate sunshades		163
Mirror heating		294	Heater		164
			Heater		165

Inside	Symbol		Inside	Symbol	
Auxiliary heating 1		166	Heating stage 1		289
Heater fan		167	Heating stage 2		290
Seat heating		168	Fan slow		291
Heating driver's side		169	Fan fast		292
Buzzer			Container heating		295
Auxiliary heating 2			Front ventilation damper		296
Description AC		235	Recirculation mode		297
Window lift up		236	Roof ventilation driver seat		298
Window lift down		237	Roof deaeration driver seat		299
Window up		249	Jalousie up		307
Window down		250	Jalousie down		308
Window dark up		251	Rollo up / down		359
Window dark down		252	Outlet Fan		367
Fan		284	Fresh air		368
Sun protection up		285	Heater		369
Sun protection down		286	Heating sleeping compartment		378
Heaters slow		287	Driver Heater		379
Seat heating on		288	Heater off		404






















Inside	Symbol		Body	Symbol	
Jalousie		405	Level adjustment		128
Seat adjustment		413	Level 1		129
Dryer		419	Height adjustment		130
Sunshade up / down		435	Lower		131
Heater on		470	Raise		132
Heater off		471	Raise		135
Seat heating		494	Raise/lower		136
			All raise/ lower		137
			Lifting table head down/up		139
			Operating hydraulic system		140
			Trailing axle		141
			Full floating axle		142
			Lift axle		143
			Deaeration 3rd axle axle raise		144
			Dumping		145
			Cylinder down		146
			Cylinder down rapid		147
			Ground pressure regulator		148

Body	Symbol		Body	Symbol	
Lifting table on/off			Close 1st door		321
Lock Telescopic arm 1			Open 2nd door		322
Support right			Close 2nd door		323
Support left			Open 3rd door		328
Operating hydraulic system			Close 3rd door		329
Tipper, loading-area repositioning (turned 180°)			Open cabin		338
Tipper, loading-area repositioning (turned 180°)			Close cabin		339
Arrow, down		211	Driving position		354
Driving side door		225	left inclination rear axle		384
Cab lock		240	right inclination rear axle		385
Tilt cabin		274	side shift, left		389
Door PRG		276	side shift, right		390
Lower bus		278	Door switches off		394
Door right		279	Hatch open		395
Open trunk		317	Roof Hatch open		396
Lock trunk		318	Door open		401
Open ventilating hatch		319	Central locking system open		403
Ventilating hatch closed		320	tilt loading platform left		406


Body	Symbol		Drive	Symbol	
tilt loading platform right		407	Lubrication		092
Extract support pillar		416	Engine start		093
Retract support pillar		417	Preheating		094
Cabin off		428	Preheating fuel		095
Cabin on		429	Engine stop		096
Suspension Lower		460	Motor malfunction		097
Suspension Raise		461	Throttle valve		098
Suspension Kneel		462	Increased rpm		099
Door Opening Enabling		476	Battery		100
All Door Opening		483	Auxiliary battery		101
			Breaker 1		
			Breaker 2		102
			Temperature		103
			Pre-heater		104
			STOP		105
			On/off		106
			Fast		107
			Slow		108

Drive	Symbol		Drive	Symbol	
All-wheel drive		109	Interruption in power train		127
Power take-off		110	Start		
Differential lock		111	Vibrating device		
Differential lock		112	Undervoltage		206
Differential lock		113	Right-hand drive		238
Differential lock		114	Left-hand drive		239
Differential lock		115	Start		241
Automatic idle		116	Engine		242
Fuel		117	Additional axle		246
Change-over tanks		118	Separate steering (can be turned through 180°)		247
Turbine		119	Air supply system left		255
Speed of PTO shaft, front		120	Air supply system right		256
All-wheel drive		121	Battery low		261
Transmission oil pressure		122	Battery bypass		262
Transmission, oil temperature		123	Rear-wheel drive off		300
Hydraulic oil filter		124	All-wheel drive off		301
Torque converter oil filter		125	ECO		304
Oil pressure/temperature		126	Engine		315





































Drive	Symbol		Drive	Symbol	
Min level hydraulic oil		326	Speed hold		421
Circulación del aire		327	Fuel cooling		424
Decrease speed		336	Engine off		426
Increase speed		337	Engine on		427
Engine increasing		346	Adaptive cruise control		433
Engine STOP		347	Auxiliary unit on / off		441
Engine check		348	Drive with auxiliary unit		442
Engine cooling		351	Frontaxel Suspension auto		450
Battery main switch		353	Frontaxel Suspension block		451
CRUISE CONTROL		380	Frontaxel Suspension up		452
Autopilot		381	Frontaxel Suspension down		453
Emergency steering pump		386	Heating Fuel Filter		454
Engine 1 separately		392	Ignition on / off		457
Engine 2 separately		393	Engine start / stop		458
Engine main switch		400	Master Switch		463
Fogmaker		411	DPF Inhibit		465
Drive off		418	Cruise Set		466
Diesel heater		420	Cruise Resume		467















Drive	Symbol		Drive	Symbol	
Jake Brake		468	Differential Lock		504
Engine Protection Override		469			
600V on / off		474			
Battery Main Switch 24V		479			
external Charging		485			
saving charging of traction battery		486			
Insulation Failure		488			
Frontaxel Suspension auto 180°		491			
Frontaxle Suspension block 180°		492			
Engine Speed "A"		495			
Engine Speed "B"		496			
Limp Home Front		497			
Limp Home Back		498			
Battery Plus		499			
Battery Minus		500			
4WD Auto		501			
4WD		502			
Differential Lock Auto		503			

Auxiliary symbol cards		Symbol		Auxiliary symbol cards		Symbol	
Without symbol				Bell			056
Without laser symbol			000	Door opener			057
Overload warning device			041	Front door			058
Compressed air horn / Horn			042	Rear door			059
Horn			043	Door plate			060
Horn test button WA 3			044	Arrow, up			061
Signal-switch-over			045	Arrow, left			062
Reverse signal			046	Arrow, right			063
City/country signal			047	Tail gate			064
Km/h			048	Cutting tool, reversing			065
Speed limit			049	Cutting tool, locked			066
WC			050	Socket			067
TV			051	Water on/off			068
Camera			052	Plate broom (turned left)			069
Radio/Music			053	Plate broom (turned right)			070
Refrigerator			054	Plate broom up			071
Bell			055	Double plate broom			072
				Plate broom			073

Auxiliary symbol cards			Auxiliary symbol cards		
	Symbol			Symbol	
Plate broom spray water		074	Radio		207
Brush right on/off		075	Working tool		222
Brush raise/lower		076	Water pump		224
Brush side		077	ISO 2W		
Spray water		078	Fuel leak cut-off		
Hasp		079	Exhaust		
Broom up / down		080	Signal light wheelchair		
Dumping		081	Caution		
Fast tipping		082	Fire alarm		
Auxiliary unit open		083	ZIG ZAG		
Float position		084	Main switch, radio		231
Wheel chair		085	Monitor control		232
WAIL Signal		180	Pump		243
YELP-Signal		181	Cap lock		244
HILO-Signal		182	Autom. Cap lock		245
Step		183	Intercom		248
Request next stop		194	Malfunction vehicle electronics		253
Lower		195	Water level diesel engine		254

Auxiliary symbol cards	Symbol		Auxiliary symbol cards	Symbol	
Horn off		259	BORD SONDOR		309
Socket off		263	SEL II		310
Hook		264	N		311
Slewing gear		266	Coffee		312
Hook 2nd level		267	Emergency		324
Throttle body		268	INFO		330
Hook 1st level		269	Heating pump		331
Boom up		270	Bridge hoist end switch		333
Raise / Lower boom		271	Bridge boom		340
Extend / Retract boom		273	Setup RCL		341
Raise / Lower boom cap		275	CASSA		343
INFO		277	Hostess call		344
Return		282	LIM		345
OK		283	Locking cargo-body		349
Hydraulic gear pump off		302	Alternative steering wheel		350
Hydraulic gear pump on		303	Hydromech. transmission		352
RAG		305	Lane departure warning		356
Slew ring blocked		306	Central locking		357

Auxiliary symbol cards	Symbol		Auxiliary symbol cards	Symbol	
Driver microphone		360	monitor on		391
Hostess call-boiler		361	Generator automatic off		397
Panorama camera		362	Programm Remote control		398
Universal camera		363	Hill Holder		399
Park distance control		364	Buzzer		408
Toilet dump		365	Phone 1		409
Refrigerator		366	Phone 2		410
Request for stop-off		370	Phone Off		412
Stop		371	ladder down		414
Ticket machine		372	ladder up		415
Snow chains		373	Save data		422
Loudspeaker		374	Reset		423
Handicapped access		375	Bus stop reset		432
(Media on demand)		376	Acoustic Signal on /off		436
knife drum down		382	Voltage loss		437
knife drum up		383	Trolley heating		438
harvester down		387	Trolley activation		439
harvester up		388	Trolley up / down		440

Auxiliary symbol cards	Symbol	
Radio		443
Failure Acknowledgement		444
Washing Box		446
Information		459
Ice On Trolley Line		473
Car Wash Drive		475
Pantograph on / off		477
Moving on Intersection		478
Trolley Mode		480
Pantograph up		481
Pantograph down		482
Frog operation		484
Error Confirmation		489
Frog operation off		490
Acoustic Signal on / off 180°		493